

HIGH CAULED CAP (Cadhp an Cuil Aird)
(Ireland)

Irish reel for four cpls in a square formation. Presented at the 1951 Folk Dance Camp, Stockton, California, by Una Kennedy O'Farrell.

MUSIC: Any good reel or selection of reels.
Ref. 12", e.g. Capitol 79-40203 "Rakes of Mallow."
Tin whistle music in Decca Album good: No. 12098 and others.

FORMATION: Four cpls in square formation: cpl #1 with back to the music, cpl #2 to the L of #1, cpl #3 opp #1, cpl #4 to the R of #1.

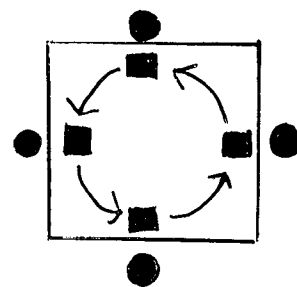
STEPS: Sidestep, promenade and swing. Promenade step used throughout unless otherwise stated.

MUSIC 2/4

PATTERN

Meas I. LEAD AROUND (Introduction)

1-16 Cpls face CCW, join inside hds at shoulder height (MR, WL) , and progress fwd CCW with 8 promenade steps. Drop hds, turn inwardly to face CW direction. Join inside hds (ML, WR) and return to place with 8 promenade steps.



II. THE BODY (Chorus)

I. Lead Around

a. Sides

1-4 Cpls join hds in promenade pos. 1st and 3rd cpls sidestep to R to pos of 4th and 2nd cpls; at the same time 2nd and 4th cpls sidestep L to pos of 3rd and 1st cpls respectively. (1st and 3rd cpls pass in front of 2nd and 4th cpls.)

5-8 All sidestep again, same direction as before to new pos. (2nd and 4th cpls pass in front of 1st and 3rd.) All cpls are now opp their orig pos.

9-12 All sidestep again in the same direction to the next pos. (1st and 3rd pass in front of 2nd and 4th.)

13-16 All sidestep in same direction to orig pos in the square. (2nd and 4th pass in front of 1st and 3rd.)

NOTE: A change of wt must be made to continue to sidestep in the same direction.

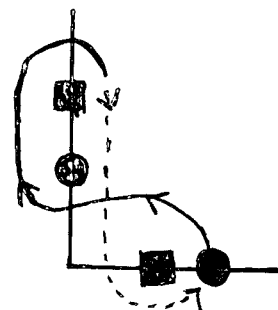
b. Double Quarter Chain

1-16 Cpls join R hds, make one turn CW to orig pos. (Allemande R with ptrs.) M join L hd with W on L, make one turn CCW. (Allemande L with corner.) Cpls again join R hds and turn CW once and a half. (Allemande R with ptr; go once and a half around.) M now joins L hd with W on his R (not his ptr), turn once CCW. (Allemande L with R hd lady.) Cpls again join R hds, turn CW once and a half. (Allemande R with ptr, go once and a half around.)

NOTE: From the turn W move into the next Fig., i.e., "Ladies Off" without actually going back to their orig pos.

HIGH CAULED CAP (continued)c. Ladies Off (Figure eight)

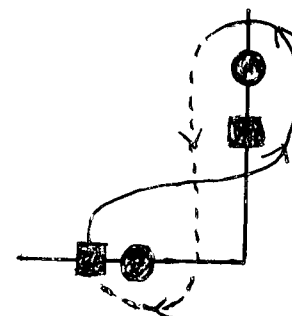
- 1-8 Use promenade step through Fig. All W face L, pass in front of ptr then behind and around in front of M on L; continue fwd passing behind own ptr to orig pos.
- 9-16 All W form RH star in ctr and turn CW (3/4 turn), drop R hd and give L hd to M on R of orig pos (corner); turn once CCW; join R hd with ptr and turn once CW to orig pos.



II.c. Ladies Off

Gents Off (Figure eight)

- 1-8 M repeat action of W, but move to R in front of ptr, behind and around W on R, behind his own ptr and back to orig pos.
- 9-16 M form RH star in ctr and move CW (3/4 turn), drop R hd and give L hd to W on R of his orig ptr; turn once CCW; join R hd with ptr and turn CW (1/2 turn) to orig pos.



III. Gents Off

d. Clap and Tramp

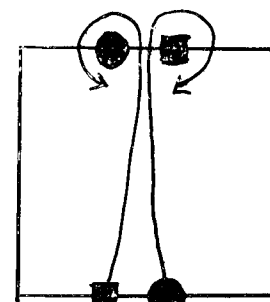
- 1-2 Standing in pos clap hds together; Clap (ct 1), clap (ct 2), clap (ct 1), clap (ct &), clap (ct 2).
- 3-4 Stamp lightly with R ft in same rhythm as claps (Stamp on meas 3 and 4).
- 5-8 Ptrs change pos with one side step; W passes in front of M.
- 9-12 Repeat clap and tramp; action of meas 1-4(d).
- 13-16 Sidestep back to place. M passing in front of W.

III. FIRST FIGURE

- 1-8 1st cpl face each other and join R hd; sidestep twd 3rd cpl and back to own place.
- 9-16 Keeping R hd joined turn ptr once in place. 1st M takes L hd of W on L (corner), makes one turn CCW while 1st W takes L hd of M on R (corner) and makes one turn CCW. Then 1st cpl join R hds and make one turn CW in place. Use promenade step on turns.
- 17-32 3rd cpl repeat action of 1st cpl, Fig. III, meas 1-16.
- 33-48 2nd cpl repeat action of 1st cpl, Fig. III, meas 1-16.
- 49-64 4th cpl repeat action of 1st cpl, Fig. III, meas 1-16. Repeat the action of Fig. II (The Body of the dance.)

IV. SECOND FIGURE

- Cpls join inside hds at shoulder height.
- 1-4 1st cpl advance to opp cpl (3rd cpl); 3rd cpl separate slightly and 1st cpl pass between 3rd cpl. As 1st cpl passes through 3rd cpl they join outside hds with 3rd cpl (WR to MR and ML to WL), and turn opp person into a RH star.
- 5-8 All four make a RH star (use a cluster hd hold, elbows bent), and turn CW.
- 9-12 Release hds in star formation and join R hd with ptr. 3rd cpl make one turn CW in place; 1st cpl at the same time make one turn CW while moving back twd orig pos.



IV. Second Fig.

HIGH CAULED CAP (continued)

- 13-16 1st and 3rd M move across the set, R shoulder leading slightly, give L hd to opp W and make one turn CCW. M again move across the set, L shoulder leading slightly, give R hd to ptr and make 3/4 turn CW to place.
- 17-24 1st and 3rd cpls take "swing pos"; M and W join L hds under joined R hds and beginning MR (WL) dance around each other with 8 promenade steps.
Cpls rotate CW while moving around the other cpl CCW.
- 25-48 3rd cpl repeat action of 1st cpl, Fig. IV, meas 1-24.
- 49-72 2nd cpl repeat action of 1st cpl, Fig. IV, meas 1-24.
- 73-96 4th cpl repeat action of 1st cpl, Fig. IV, meas 1-24.
Repeat the action of Fig. II (The Body of the dance).

V. THIRD FIGURE (Ladies Chain)

- 1-8 1st and 3rd W move to ctr, join R hd, continue across to opp M, give L hd and make one turn CCW; W return to own ptr (passing R shoulders), without rejoining hds; join R hd with ptr and make one turn CW in place.
- 9-16 1st and 3rd cpls repeat action of Fig. IV, meas 17-24.
- 17-32 2nd and 4th cpls repeat action of 1st and 3rd cpls, Fig. V, meas 1-16.
Repeat the action of Fig. II (The Body of the dance). This repeat is left to the discretion of the dancers.

VI. THE FINISH

- 1-4 All join hds in circle. Move twd the ctr with two promenade steps.
Return to place with 2 promenade steps.
- 5-8 Repeat the action of Fig. VI, meas 1-4.
- 9-16 Sidestep to R; sidestep to L.
- 17-24 Repeat action of Fig. VI, meas 1-8.
- 25-32 Repeat action of Fig. VI, meas 9-16.

VII. LEAD AROUND

- 1-16 Repeat action of Fig. I, meas 1-16.

Presented by Sean and Una O'Farrell