

LA COSTILLA

(Mexico)

**Source:** Couple dance from Jalisco.

**Music:** Danzas y Jarabes, Orfeon LP-12-82. 6/8 meter.

**Formation:** Couples, W holding skirt out to sides, M holds hands behind his back. M wears 3 sombreros. Couple starts facing each other.

MeasPattern

**FIGURE I - Zapateado**

1 L, R heel, L ball, R, L heel, R ball.

2-16 Repeat meas 1, M throwing 1st sombrero on floor between them.

M  
O  
W

**FIGURE II - Skip**

1 L, hop, R, hop.

2-16 Repeat meas 1.

W starts to circle sombrero to L like a do si do, M joins her when she is in front of him, continue circling until end of music.

M  
W

M  
W

**FIGURE III - Zapateado**

1-16 Repeat Figure I.

W backs up, M goes fwd, throwing 2nd sombrero on floor and returning back of 1st sombrero.

M  
W

M  
W

**FIGURE IV - Skip**

1-16 Repeat Figure II.

Once around sombrero in front of you, starting to L, then going L by sombrero, circle other hat, come back to own hat and circle it twice.

M  
W

M  
W

W  
M

**FIGURE V - Zapateado**

1-16 Repeat Figure I.

W backs up, M goes fwd throwing 3rd sombrero on floor and returns to place.

M  
W

M  
W

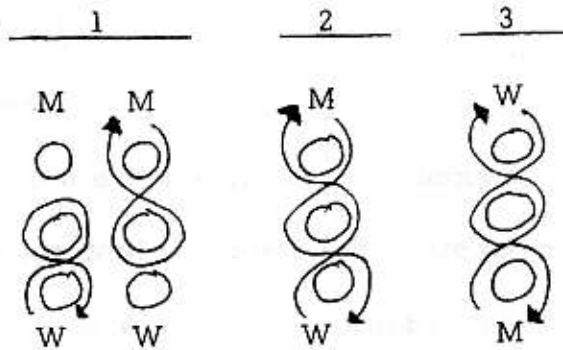
## LA COSTILLA (continued)

1-16 FIGURE VI - Skip

Repeat Figure II.

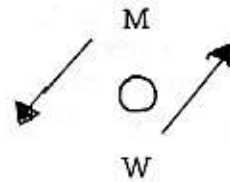
Starting to L, circle middle sombrero and come back around own, then going to L and passing middle sombrero

to R, circle farthest sombrero, come back passing middle sombrero on R, own on L.

1-16 FIGURE VII - Zapateado

Repeat Figure I.

Pick up own sombrero, both come fwd to middle sombrero, put sombreros on top of middle one.

1-16 FIGURE VIII - Skip

Repeat Figure II completely.

ENDING

W picks up all sombreros, puts them on her head, turns L into M.

Presented by Emilio Pulido

*continued...*  
*(ERRATA)*

Formation: Line 1: Delete "Couples", insert: Cpls in two lines, a line of M facing a line of W, M L shoulder twd music. After "sides", add: alternating R and L fwd to accentuate steps.

FIGURE II, meas 1-16: Dance 32 skipping steps, beg R, keeping face to face.

FIGURE III, meas 1-16: Repeat ftwork of FIG. I.

FIGURE IV, meas 1-16: Delete all and substitute:  
 With 32 skipping steps each dance once CW alone around nearer hat without turning (as in Fig II) then dance a Figure of 8 around both hats. Start out to L of own hat as in Fig II, pass ptr with L shoulder in ctr. Dance CCW around ptr hat, pass R shoulder with ptr in ctr, and around own hat twice more, as in Fig II.

Replace 2 right hand diagrams with those below:

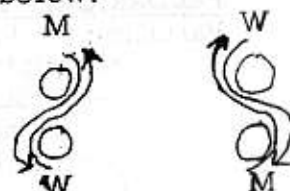


FIGURE I, meas 2-16: Add: at end of 8th meas.

FIGURE V, meas 1-16: Repeat ftwork of FIG. I.

FIGURE VI, meas 1-16: Repeat ftwork of FIG. II.

FIGURE VII, meas 1-16: Repeat ftwork of FIG. I. Picking up the nearest hat, dance diag R up to the ctr hat. End facing ptr with all dancers in a single line, M facing music. First W, then M place their hat on the ctr hat by the end of the 8th meas. Dance meas 9-16 in place facing ptr.

FIGURE VIII, meas 1-16: After "completely" add: in new pos.

ENDING: Delete "turns L into M".