

B R Â U L

De la Făgăraș - Transilvania

Generally, the village mentioned in the name of a dance shows the village of origin of the dance. Făgăraș is the name of an area in south Transilvania and of the main town of this area. So, because this dance is spread in almost all the villages of this area, we preferred to mention its origin place with the name of the whole area.

This dance is part of the big family of Carpathian Brâu met on both slopes of South Carpathians even with large penetrations in the neighbouring zones towards south and north. It is characterized by syncopated rhythms, stamps and jumping steps. In former times, it was a men dance only, nowadays women and men are present in this dance in all the villages of this area.

As all Brâus this one has promenade parts when the line of the dancers moves in LOD, alternating with different "figures" more or less complicated. The dance presented here has 6 parts, two of them being promenades (A and D), the rest being figures performed mostly in place: A+B+C+D of 16 meas each, D'+E of 8 meas each.

Pronunciation: BRUH-ool deh lah phe-gheh-RUSH

Formation: mixed open circle with hands on shoulders or in V-pos.

Rhythm: 2/4 meter

Videotape: Lia and Theodor Vasilescu, Romanian Folk Dances 8

PATTERN

Measure

INTRODUCTION: 4 meas. No action.

PART A

- 1 Facing ctr and moving aside in LOD, stamp without wt on R to R (ct 1); stamping step on R to R (cts &,2); step on L behind R (ct &).
- 2 Hold (ct 1); leap on R to R (ct &); step on L across R (ct 2).
- 3-16 Repeat meas 1-2 seven times.

PART B

- 1 Leap in place on both ft R across L (ct 1); leap in place on both ft L across R (ct 2).
- 2 Facing ctr and moving twd ctr, lift-and-drop L heel (ct 1); step fwd on R (ct &); step on L next to R (ct 2).
- 3 Facing ctr and moving bkwd out of ctr, stamp without wt on R (ct 1); stamping step on R (cts &,2); stamping step on L (ct &).
- 4 Hold (ct 1); facing ctr and moving fwd, step on R (ct &); stamping step on L next to R (ct 2).
- 5-16 Repeat meas 1-4 three times.

PART C

- 1 Lift-and-drop in place on L heel while stamp fwd without wt on R ball (ct 1); lift-and-drop on L heel while stamp without wt on R ball next to L (ct 2).
- 2 Lift-and-drop on L heel while stamp without wt on R ball across L (ct 1); lift-and-drop on L heel while stamp without wt on R ball diag R (ct 2).
- 3-4 Repeat meas 3-4 of Part B.
- 5-16 Repeat meas 1-4 three times.

PART D

- 1 Facing ctr and moving aside in LOD, leap on L while click R heel on L heel (spur) (ct 1); leap on L while click R heel on L heel (spur) (ct 2).
- 2 Repeat meas 1.
- 3-4 Repeat meas 1-2 of Part A.
- 5-16 Repeat meas 1-4 three times.

PART D'

- 1-2 Repeat meas 1-2 of Part D.
- 3 Facing diag L of ctr and moving in RLOD, stamp without wt on R (ct 1); stamping step on L (cts &, 2); stamping step on L (ct &).
- 4 Hold (ct 1); leap on R (ct &); stamping step on L to L (ct 2);
- 5-8 Repeat meas 1-4.

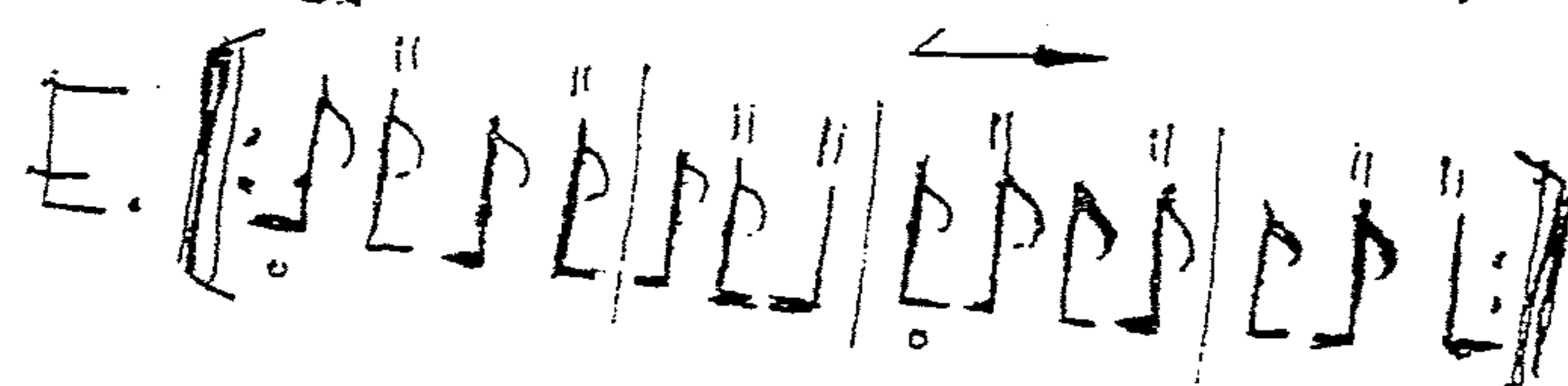
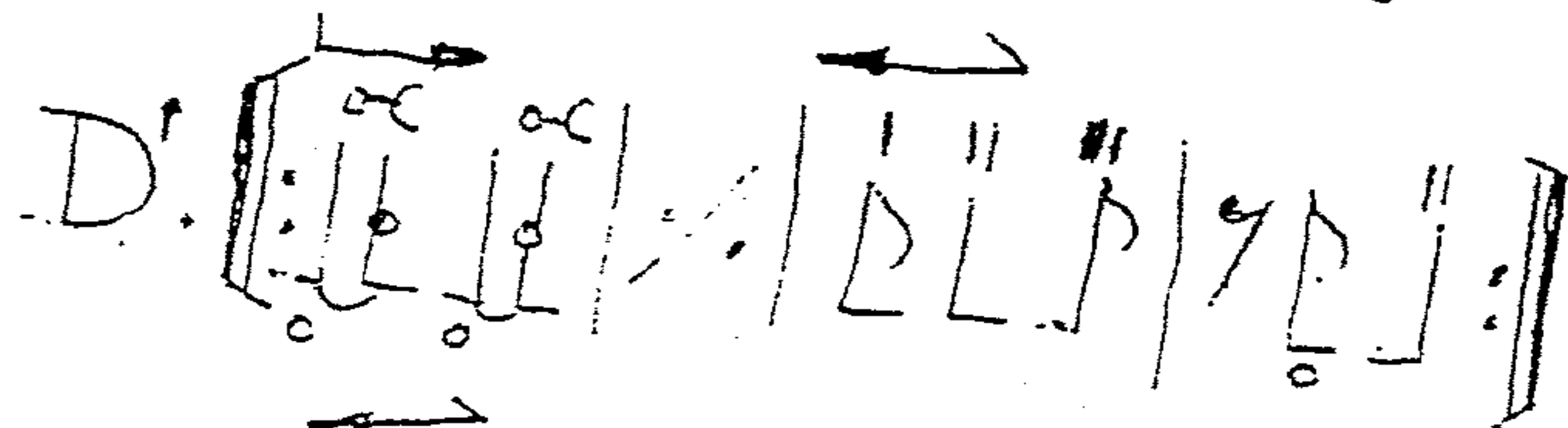



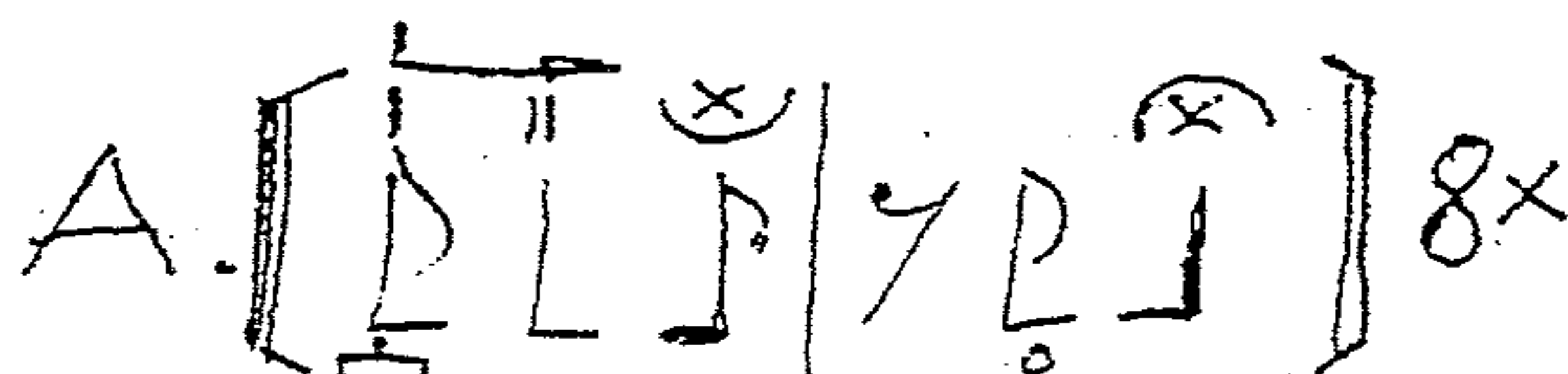

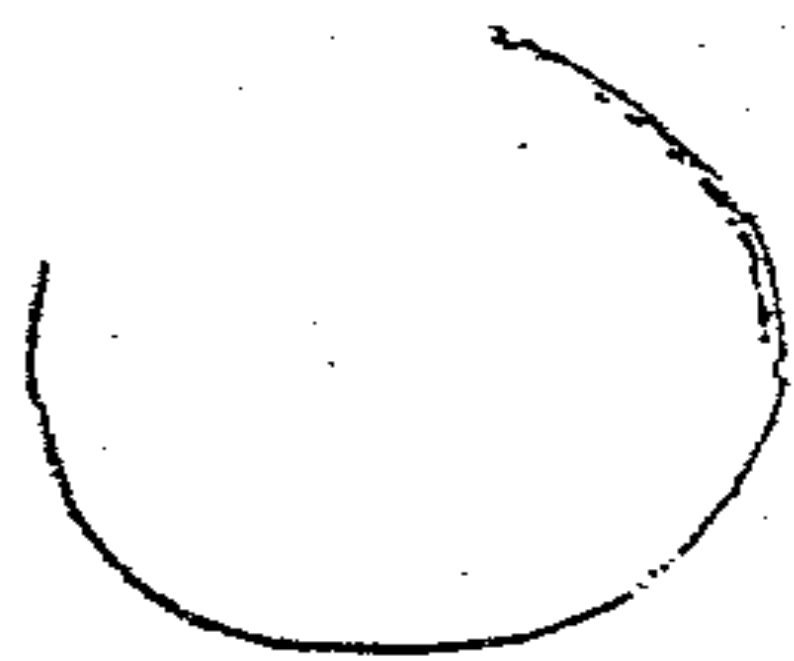
PART E

- 1 Facing diag L of ctr and moving in RLOD, leap on L (ct 1); stamping step on R (ct &); step on L to L (ct 2); stamping step on R (ct &).
- 2 Step on L to L (ct 1); stamping step on R (ct &); stamping step on L to L (ct 2).
- 3-4 Repeat meas 1-2 with opp ftwk and direction.
- 5-8 Repeat meas 1-4.

SEQUENCE: A, B, A, C, D, ~~A~~ D, ~~B~~ D', E

© 2004 by Theodor Vasilescu

Presented by Lia & Theodor Vasilescu



Sequence: A, B, A, C, D, A, D, B, D', E.