

ČERKESKA -- North Bulgaria

YEPKECKA


(Line dance, no partners)

Translation:

Rhythm: 9/8 (oddd.) counted 1-and, 2-and, 2-and, 4-and-ah;  
or quick quick quick slow.

Record: Folkraft LP-26, side B band 3 (2:04)--orchestra.

Starting Position: "W" position. Right foot free.



Music 9/8

Measure

VARIATION I -- Chorus step

- |   |              |   |
|---|--------------|---|
| 1 | od           | Facing slightly and moving right, two running steps (right, left) forward (counts 1-2),                 |
|   | d            | Hop on left foot, swinging right foot across in front (count 3),  |
|   | d            | Leap slightly forward on ball of right foot (count 4),  |
|   | d            | Leap slightly forward on left foot (counts and-ah).   |
| 2 | d            | Hop on left foot, swinging right foot across in front (count 1),  |
|   | d            | Leap slightly forward on ball of right foot (count 2),  |
|   | d            | Step slightly forward on left foot (count and),   |
|   | d            | Leap slightly forward on ball of right foot (count 2),  |
|   | d            | Step slightly forward on left foot (count and),   |
|   | d            | Turning to face center, a slight leap sideward right on right foot (count 4),                           |
|   | d            | Close and step on left foot beside right, bending left knee slightly (counts and-ah).                   |
| 3 | oddd<br>oddd | Four <b>CLICK-STEPS</b> *(right) sideward left (counts 1-and, 2-and, 3-and, 4-and), pause (count "ah"). |
| 4 | d            | Step on right foot directly in front of left (count 1),   |
|   | d            | Step back on left foot in place (count and),  |
|   | d            | Close and step on right foot beside left (count 2),   |
|   | d            | Step on left foot directly in front of right (count and),   |
|   | d            | Step back on right foot in place (count 3),   |
|   | d            | Tap left heel slightly forward (count and),   |
|   | d            | Close and step on left foot beside right (count 4),   |
|   | d            | Tap right heel slightly forward (counts and-ah).  |

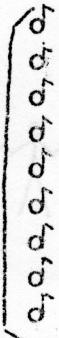
VARIATION II -- In place

- |   |   |   |
|---|---|---|
| 1 | d | Step on right foot in place (count 1),                        |
|   | d | Tap left heel slightly forward (count and),                   |
|   | o | Close and step on left foot beside right (count 2),           |
|   | d | Tap right heel slightly forward (count and),                  |
|   | d | Close and step on right foot beside left (count 3),           |
|   | d | Brush left heel forward (count and),                          |
|   | d | Cross and step on left foot in front of right (count 4),      |
|   | d | Step sideward right on right foot (count and),                |
|   | d | Tap left heel slightly forward (count "ah").                  |
| 2 | / | REPEAT pattern of measure 1 reversing direction and footwork. |

*count*

VARIATION IIIa

1



Step on right foot in place (count 1),  
 Cross and step on left foot directly in front of right (count and),  
 Step back on right foot in place (count 2),  
 Close and step on left foot beside right (count and).  
 Cross and step on right foot directly in front of left (count 3),  
 Step back on left foot in place (count and),  
 Again, step on right foot directly in front of left (count 4),  
 Again, step back on left foot in place (count and),  
 Tap right heel next to left toe (count "ah").

2

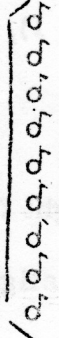
As II above, measure 1.

3-4

REPEAT pattern of measures 1-2 reversing direction and footwork.

VARIATION IIIb

1



As IIIa above, except:  
 Step slightly backward on right foot (count 1),  
 Step on left foot in place (count and),  
 Step slightly forward on right foot (count 2),  
 Step on left foot in place (count and),  
 Step slightly backward on right foot (count 3),  
 Step on left foot in place (count and),  
 Step on right foot directly in front of left (count 4),  
 Step on left foot in place (count and),  
 Tap right heel next to left toe (count "ah").

\*CLICK-STEP (RIGHT) SIDEWARD LEFT (dd): With left knee bent slightly, click right foot against left, displacing left and straightening both knees (count 1), step sideward left on left foot, bending knee slightly (count and).

---

Dance description by Rickey Holden & Dennis Boxell.

---

Count