

DANEC

ORIGIN

Dobrudža, Bulgaria. *Danec* the name for the dance with which young girls who are ready for marriage, go around the village on *Lazaruvane*, St. Lazarus-day, the Saturday before Palm Sunday. *Lazaruvane* is an all Bulgarian custom, known in almost the whole of the Bulgarian ethnic territory. The customs connected with this day are founded on very old pagan rituals, connected with the awakening of Nature in the Spring. Young girls wear their best costumes, very often even bridal costumes which they borrow from young women who have married recently. The younger girls go the rounds usually until noon. The older girls set out the following day, Palm Sunday. They visit houses and sing songs with good wishes. The ce of each song depends on the house visited, the members of the family there and the wishes of the host. The dance with which the girls go around consists out of one traveling step. This dance is named *Bunek/Beunec* in Trakia.

METER

2/4

SOURCE

Ivan Gavrilov

INTRODUCTION

20 Bars *4 bars very short, then 16 phrase*

STARTING POSITION

Short lines, hold hands, L hand on the back

DIR

MEAS

CT

PART 1 (3x)











<i>Traveling</i> L O D	→	1	1	Step on R, turn upper part of the body slightly L <i>(strong R child-fun)</i>
			2	Step on L, bending L knee a little, body back to original position
		2-16		Repeat action of meas 1 fifteen more times
	↑	17-22		Bring arms up in W-pos and moving them up and down, repeat action of meas 1 six times, <i>moving toward center</i>
	□	23	1-2	Step on R-L, swing arms down to V-pos
		24	1	Close R next to L, arms down
		25-32		Arms up in W-pos, repeat action of meas 17-22 in opp dir

PART 2

↑	1	1-2	Step on R and stamp L next to R
	2	1-2	Step on L and stamp R next to L
	3	1-2	Step on R-L
	4	1+2+ 8-1-2	Step on R-L-R or step on R on ct 1 and hold on ct 2 <i>ALL the time 1+2 hop</i>
	5	1+2+ 8-1-2	Step on L-R-L or step on L on ct 1 and hold on ct 2

(cont.)

DANEC (continued)

DIR	MEAS	CT	PART 2 (continued)
	6	1-2	Step on R and stamp L next to R
	7	1-2	Step on L and stamp R next to L
	8	1-2	Step on R and stamp L next to R
	9	1-2	Step on L and stamp R next to L
	10	1-2	Step on R-L] Turn in a circle in 4 steps.
	11	1-2	Step on R-L]
	12-22		Repeat action of meas 1-11
<u>PART 3</u>			
	1	1-2	Step on R across in front of L and step on L behind
	2	1-2	Step on R across behind L and step on L fwd
	3-16		Repeat action of meas 1-2 seven more times
   	17-18	1-2	Arms up in W-pos, repeat action of Part 2 meas 1-2
	19	1-2	Step on R sdwd and stamp L next to R <i>face center</i>
	20	1-2	Step on L sdwd and stamp R next to L <i>face center</i>
	21	1-2	Step on R and stamp L next to R <i>2. hip toward center</i>
	22	1-2	Step on L and stamp R next to L <i>face center</i>
	23-28		Repeat action of meas 1-6 bkwd
	29	1-2	Step on R and step on L across behind R, swing arms down
	30	1-2	Step on R and stamp L next to R, swing arms up to W-pos
	31-32		Step on L, stamp R next to L and step on R, stamp L next to R
	33-36		Repeat action of meas 29-32 with opp ftwk in opp dir
	37-40		Repeat action of meas 29-32
	41	1-2	Step on L and step on R across behind R
	42	1-2	Step on L and stamp and brush R fwd, keep arms in V-pos

Order of the dance:

Part 1 three times,

Part 2, Part 3 two times,

Part 1, Part 2, ~~Part 3~~ Part 3 (meas. 1-16), Part 1 (meas. 1-16)

Dancenotation: Bianca de Jong © 1995

WORDS OF THE SONG:

Sresnaha se dva bueneca
Kalino momnele, Kalinčičele

Two Buenek dancers met each other
Kalino (is a girl's name), girl, dear/little
Kalino

Sresnaha se pusnaha se (posprjaha se)
Kalino momlele Kalinčičele

They met and stopped
Kalino, dear/little Kalino

Drifting to the left -
swing arms to left
wave forward back

short sequence

No crossing arms: 6. bridge down 1