

DÖNEY  
(Turkey)

Döney means "Turning." It depicts vain girls who admire themselves and try to get the boys' attention. It is from Artvin (Black Sea) and is in the Horon style.

Pronunciation:

Music: Poçik 87, TA 001 Side B/4

6/8 meter

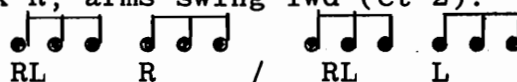
Meter: 6/8  counted 1,2

Formation: Line. Little finger hold.

Meas

Pattern

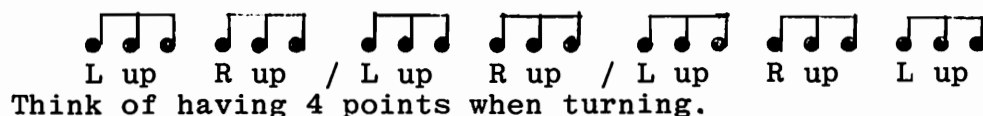
- Fig 1 Arms are down, swinging with straight elbows
- 1 Jump onto both ft, in place, arms swing back (ct 1); hop on R, kick L fwd; arms swing fwd (ct 2).
- 2 Jump onto both ft, arms swing back (ct 1); hop on L, kick R, arms swing fwd (ct 2).



- Fig 2
- 1 Jump onto both ft together (ct 1); lift L, turning to L (ct ah). L hand is on hip, fingers curled with palms facing back. R arm is at a 60-70° angle from body. Elbow is bent up so that lower arm is about a 90° angle from upper arm, palm is facing you. Shape hand as if you were holding a small, round mirror. Body is bent very slightly to R and head is turned to side as if looking into that mirror. Another small jump onto both ft (ct 2); lift R, continue turning so that head is facing the front (while body is twd L side) (ct ah)
- 2 Jump onto both ft together (ct 1); lift L, continue steady turning in same manner (ct ah); jump onto both ft together (ct 2); lift R, continuing the turn 45° more (ct ah).

The Fig turns slowly to the L, 45° at a time for every "jump lift". The Fig continues for another meas of music in the same manner to face the back and then the R side (head is turned to R while body faces front)

- Fig 2B
- 1-2 Repeat Fig 2, but changing hands and turning to the R (R hand on hip, L hand out, head looking L and body leaning slightly L). Ft are the same.

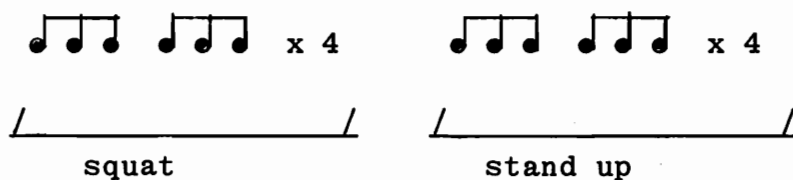


DONEY (cont'd)

1-2 Fig 3  
Repeat Fig 1.

1 Fig 4 - Slow squat  
Slowly going down in a squat, knees together go to the R (ct 1). Clap your hands. Continue to squat, knees together move to L (ct 2). Clap your hands.  
2 Continue to squat slowly, knees together again to R (ct 1). Clap your hands. Then at the bottom of the squat, knees are to L (ct 2). Clap your hands.

1-2 Fig 4B  
Same as Fig 4 but stand up from the squat pos, knees to the R first. Clap your hands.



TO FINISH Body is straight. Place R ft down in front. Raise L arm with bent elbow and lower R arm straight down to the side.

Original notes by Ahmet Lüleci  
Edited to fit Syllabus format

Presented by Ahmet Lüleci

