

1969 SAN DIEGO STATE COLLEGE CONFERENCE

Presented by Emilio Pulido

FANY MARIA

(Mexico)


SOURCE: Couple dance from Yucatan


MUSIC: La Jarana Disma DML 8140 6/8


FORMATION: Couples in 2 long lines facing each other, couples dance with couple opp them. W & M on same foot. W on M's right. M holds arms down, in waltz, bring them up, snap fingers. W hold rebozo & skirt, in waltz arms up, twirl rebozo.

PATTERN

FIGURE I Basic


1 Touch R toe in front, hop L, brush R back, R behind, L, R. 

2-7 Repeat meas 1 alternating sides 

8 Stamp L,R,L on cts 1,4,5 

9-16 Repeat starting with L

FIGURE II Waltz

1 R,L,R,L,R,L,R,L, 

2-7 Repeat meas 1

8 Stamp R,L,R on cts 1,4,5
(meas 1-4 each makes own large circle, W R, M L, meeting on 5, both turn to R, then continue curve going to partners original place)

9-15 Repeat waltz steps (M & W crossing, W again circling R, M L, coming back to place, & make 2 turns in place)

FIGURE III Basic with turn

1-16 Repeat FIG I backing up on each basic step do 1/2 turn when starting R, turn 1/2 R, when L do 1/2 L

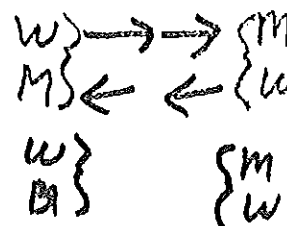
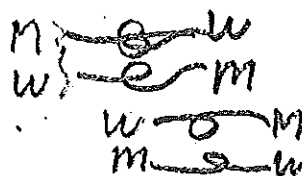


FIGURE IV Waltz



- 1-32 Repeat waltz steps, do 4 meas fwd, 4 meas turning to own R, 4 fwd, 4 turning R 1 1/2, ending in opp couples place, repeat returning to own place ending with stamps.

FIGURE V Basic, M & W crossing

- 1-8 W: Repeat FIG I changing places with W of opp couple
 9-16 Repeat FIG III in place
- 1-8 M: Repeat FIG III in place
 9-16 Repeat FIG I changing places with M opposite


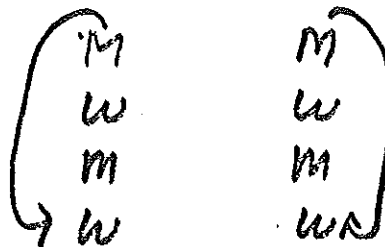


FIGURE VI Waltz

- 1-32 Repeat waltz steps of FIG IV. Head couples of each line lead couples into circle



(See errata for corrections)