



# LA FURLANA

(Lah foor - lan' nah)

Record - Folkraft No. 1406 A

Aviano, near Venice

La Furlana is named after Friuli, the section north of Venice where Aviano is located. La Furlana is danced all over that part of Italy and done a little differently in each village. It always has figures that can be interpreted as flirtation, courting, arguments followed by harmony.


 Man
  Woman
 Curved line represents front of person in sketches.

Formation Couples in a circle around the room moving counter-clockwise.

Step Waltz

Figure 1 Position

Man with girl at his right, side by side, facing CC holding inside hands. Man has left hand on his hip with palm in, thumb forward and fingers backward. Girl holds skirt with right hand rather closely to her body, without lifting skirt. She has a large white handkerchief tucked in at the right side of her waist.



Music A Action - Open waltz

Fourteen quiet waltz steps, starting with outside foot (man's L, girl's R), alternately turning slightly away and toward each other. On the 15th and 16th step girl, with one twirl C, moves ahead and in front of man, placing the handkerchief in his hand ready for figure 2.

Figure 2 Position

Man facing CC holds handkerchief in R hand up high while his left hand is on his hip in characteristic position, described in figure 1. Girl, directly in front of man facing CC, holds her skirt with both hands just a little away from her body.

Music A Action - Man follows girl

Man, starting on L foot, follows girl waltzing without turning waving handkerchief up high with wide motions as he flirts with partner. Girl starts facing forward (CC) and waltz-balances to the left (meas. 1) to the right (meas. 2) and then one complete turn CC - this is achieved with 3 steps turning in waltz rhythm L, R, L & bring R to L and hold (meas. 3 & 4). This is repeated 3 more times (meas. 5 to 16) starting on alternate sides and turning in alternate directions.




Figure 3  
Music B  
& Repeat

#### Elbow turn

Man changes handkerchief to L hand and hooking R elbows they turn C with 7 waltz steps while he waves handkerchief and she holds her skirt with free hand (meas. 17 to 23), separate and after a small nod (meas. 24) they hook L elbows and turn CC with 7 more waltz steps; on measure 24 man hands handkerchief to girl and ends figure by standing directly in front of girl facing CC ready for the next figure. As they turn during figure 3 they tend to move toward and away from each other flirtingly.

Figure 4  
Music C

#### Girl follows man

Same as figure 2, except that man is ahead with hands on hips waltzing and turning, while girl follows waving handkerchief. The last two measures of the music (39 and 40) should be used to change position so that man is in his original position facing CC and girl is in front of him facing C. (This is achieved by man rotating C to original position and girl moving ahead, bearing L and turning to face him).

Figure 5

#### Position

Partners face each other in single circle around the room. They each hold one end of the handkerchief with R hand; man has L hand on hip, girl holds skirt with L hand.

Music D

#### Action - Both hold handkerchief

Moving in line of direction and facing each other, they both take one waltz step to the man's L (toward middle of circle) swing handkerchief in same direction (meas. 41) they waltz to his R, (meas. 42) then girl turns C under raised handkerchief waltzing as in figure 2 (meas. 43 & 44). Man follows without turning. Repeat 3 more times starting on alternate sides.

Ending

As music retards (meas. 55) they both gradually drop on L knee (or whichever is most comfortable) with handkerchief held loosely between them at knee level and pause each with head tilted toward the right flirtingly.

