

JENNIFER'S JIG

(Scotland)

60

SOURCE: From the Silver City Book of Scottish Country Dances by John Drewry, 1968 - To Jennifer Wilson of Elgin

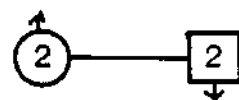

PRONUNCIATION:

MUSIC: Come Scottish Country Dancing by Andrew Rankine and His Scottish Band, NRSCDS 102 (cassette)
Tune, "Jennifer's Jig" by Drummond Cook; "The Tinker" by Jimmy Blair, played ABBC, is a suitable alternative, see "The Jimmy Blair Album", p. 7 (Kerr)

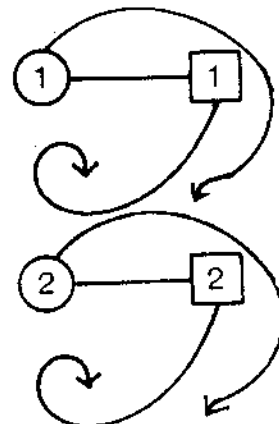
FORMATION: Jig, 3 cpls - 32 Bars

| <u>Bars</u> | <u>PATTERN</u> |
|-------------|--|
| 1-4 | 1st, 2nd and 3rd cpls set, then cross over, giving R hands to ptnrs |
| 5-8 | 1st, 2nd and 3rd cpls set again, then cross back to own sides, giving R hands to ptnrs, but 2nd cpl stay facing out (1st cpl may retain hold of R hands and continue turning to enter the fig of 8; this would be specially helpful on a slippery floor.) |
| 9-16 | 1st and 2nd cpls dance a double fig of 8. To begin, 1st cpl cross over going down, while 2nd cpl cast up (2nd cpl again finish facing out) |
| 17-24 | 1st, 2nd and 3rd cpls dance "Inveran" reels (See next pg) (See "Mrs. MacPherson of Inveran" in "Bon Accord Book" or Note in "Rondel Book", pg 32, for description and diagrams of the reels) |
| 25-32 | 1st cpl, followed by 2nd cpl, lead down the dance. On the 4th step (Bar 28) both cpls <u>begin</u> to turn ptnrs by the R hand. At the <u>end</u> of Bar 28 they shld have turned half-way round so that the M are facing down and the W up. During Bars 29-30, they complete their turn <u>while dancing up</u> (the W turning twds their ptnrs during Bar 30 to finish facing up). Then 2nd cpl followed by 1st cpl use the last 2 steps to dance up to top and 2nd places respectively. |

Repeat, having passed a cpl.



End of Bar 28



Bars 29-30

Presented by Elinor Vandegrift
Idyllwild F.D. Camp, 1990