

JÖJJ ÁLTAL
(Hungary)

This group dance is based on the favorite game of Hungarian village youngsters when one couple or more hold a "gate" with their arms and pass underneath, making various formations: Kapuzó játék means gate-holding game. This arrangement for 16 couples is by Judith Magyar.

Pronunciation:

Record: HRLP-002 Side A/2

2/4 meter

Formation: Ptrs holding hands. One "leading cpl" holds "gate" (arms up, holding hands). Other cpls will pass under this "gate" and form their own gate, cpl by cpl. Diag 1.

Steps: Walk: 2 steps per meas.
Ugros (Jumping step): 2 meas to complete:
 Meas 1: Leap onto R ft in place, bending knee (ct 1);
 leap onto L ft in place, bending knee (ct 2).
 Meas 2: Jump onto both heels, straighten knees (ct 1);
 in this pos, lower onto both ft, bend knees (ct 2).

Meas


Pattern

- A1 1-15 Cpls form "gates", using walking steps: 1st cpl stands, arms up, 2nd cpl passes under, using 4 steps, arrives facing fwd, arms go up; 3rd cpl uses 8 steps, etc. At the end of meas 15 cpls have formed a circle, facing CCW. Diag 2.
- 16 Those on the inside circle turn in to face ctr, arms down, release hands. Those on the outside turn in to face ctr also, but arms are up and hands joined.
- A2 1-2 Inside circle: 4 walking steps R,L,R,L bkwd passing under a "gate" formed by 2 people in the outside circle. (singing; Jöjj által) During this, arms are gradually raised fwd and up, at end of meas 2 inside circle has become the outside circle, holding "gate".
- Outside circle: 4 walking steps fwd to ctr. After they pass inside circle, which is moving out, arms go down and release hands. Outside circle has become the inside circle ready to move out again in next meas. Diag 3.
- 3-15 Repeat changing of circles continuously, using 4 steps to move out or in. A nice waving motion results.
- 16 Use this meas to finish in-out movement. On ct 2 inside circle face CCW, arms down and hands joined; outside circle face ctr, arms up and hands joined. Diag 4.
- B1 1-28 Outside circle: Do Ugros (jumping step) in place 14 times. Inside circle: Will weave through outside circle with running steps. By the end of meas 28 everyone in inside circle should be in between two people in outside circle, thus forming one circle. Leader is one of the first gate-holding cpl at the beg of the dance.

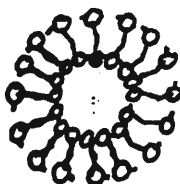
JÖJJ ÁLTAL (continued)

- 29-30 Stamping 4 times make a single circle and end with all facing CCW. Leader remains the same. Diag 5.
- B2 (Singing: Bújj, bújj zöldág.....)
- 1-29 Using running steps, circle will snake in, travelling CCW. At the end of meas 29 leader is in ctr of the "snake". Diag 6.
- 30 Use this meas to stop, circle becomes motionless.
- C1 1-4 Leader in the ctr signals those in front of him or her to form a "row" of gates. They raise arms and a passage is formed leading to the outside.
- 5-8 Leader starts through the passage to the outside, using running steps. Others, holding hands, follow. When leader arrives outside he or she will lead circle in CCW direction. Diag 6.
- C2 (Singing: Bújj, bújj medve)
- 1-14 Continue with running steps until one big circle is formed.
- 15-16 All face ctr and finish dance with Ugros (jumping step). Diag 7.

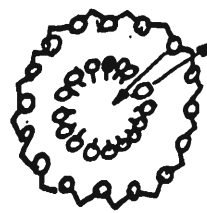
Diagrams: Note: Black dot "●" denotes leader.



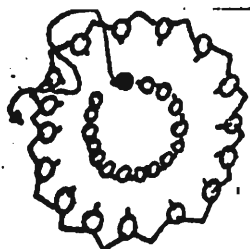
Diag 1



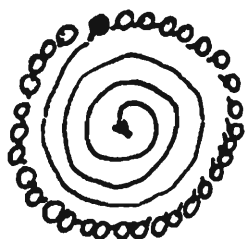
Diag 2




Diag 3




Diag 4



Diag 5



Diag 6



Diag 7

Presented by Judith Magyar

JÖJJ ÁLTAL (Continued)

A2 Jöjj által, jöjj által
Te szép aranybúza!

Által mennék által,
Hogyha megnyílana!

// Nyitva van, nyitva van,
Csak jöjj által rajta //

B2 //Bujj, bujj, zöldág, zöld levelecske,
Nyitva van az aranykapu, csak bujj által rajta.//
Nyisd ki asszony kapudat, kapudat,
Had' kerüljem váradat, váradat,
Szita, szita péntek, szomorú csütörtök, zabszerda.

C2 Bujj, bujj medve, gyere ki a gyöpre,
Ha kijöttél, légy csendesen, hogy a vadász meg ne lessen.