

JONKEELIS
(yohn-kyah-liss)
(Square dance or quadrille)

Translation: Little Jack.

Record: Polkraft LP-35 (Side A band 1)-2:24.

Formation: Quadrille: 4 couples form a square "set", each woman on partner's R. Couple 1 has back to music & Couples are numbered CCW 1-2-3-4.

Note: All movements throughout this dance are with WALKING STEPS, two (R,L) per measure.

Music 2/4
Measure

INTRODUCTION


- 1-2 Pause (counts 1-4).
- 3-4 STAMP R ft. three times without taking weight (counts 1-3), pause (count 4).
- 1-4 FIGURE I--Weave across (Music AA)
Women 1 & 2, leading with R shoulders, move fwd passing back to back in the center (measures 1-2), then turn slightly so as to lead with L shoulders & move fwd to opposite place while men 1 & 2, leading with L shoulders, move fwd passing back to back with opposite woman (measure 3), women 1 & 3 turn L half around to face oncoming partner while men 1 & 3 turn slightly so as to lead with R shoulders & move fwd passing back to back in the center (measure 4).
- 5-8 Men 1 & 3 each TURN partner in opposite place; couples 2 & 4 REPEAT the weaving of measures 1-4.
- 9-12 Men 2 & 4 each TURN partner in opposite place; couples 1 & 3 REPEAT the weaving of measures 1-4, returning to place.
- 13-16 Men 1 & 3 each TURN partner in original place; couples 2 & 4 REPEAT the weaving of measures 1-4, returning to place.

TURN (in this dance): Pivot CW in place with Walking Steps in Lithuanian Position.

LITHUANIAN POSITION: Partners facing opposite directions with R sides adjacent, man's R arm in front of woman & hand holding her L waist, man's L hand holding woman's L upper arm, woman's R hand on man's L shoulder & her L hand on man's R shoulder (or holding her skirt, as shown in diagram at right).

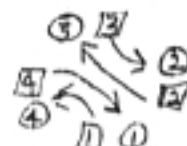
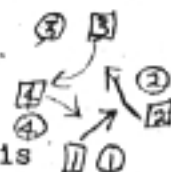
- 1-2 FIGURE II--Turn opposites (Music BB)
Men 2 & 4 TURN partner in original place; men 1 & 3 move fwd to opposite place passing R shoulders in center.
- 3-4 Men 1 & 3 each TURN opposite woman at her place; men 2 & 4 REPEAT the cross over of measures 1-2.
- 5-8 REPEAT measures 1-4; men 2 & 4 TURN opposite then cross over to original place, men 1 & 3 cross over to place then TURN partner.
- 9-16 Couples 1 & 3 continue turning and all couples TURN in place.

Continued...



Jonkelis, continued

- FIGURE III--Turn corners (Music AA)
- 1-8 Each man move in front of own partner, inside the square, to woman on his R (measures 1-2) & TURN this woman (measures 3-4), then each man return outside the square to own partner (measures 5-6) & TURN own partner (measures 7-8).
- 9-16 REPEAT measures 1-8 except each man move outside the square to woman on his L, then return inside the square to own partner.
- FIGURE IV--Men 1 and 4 etc. (Music BBAA)
- 1-2 Men 1 & 4 move fwd toward each other with 4 steps and, on the fourth step with R shoulders adjacent & looking at each other, CLAP own hands; men 2 & 3 the same.
- 3-4 Each man turn R half around and return to place.
- 5-8 Each TURN own partner in place.
- 9-10 Men 1 & 4 move fwd & change place passing R shoulders; men 2 & 3 the same.
- 11-12 Each man TURN new partner.
- 13-16 REPEAT measures 9-12: each man return to place & TURN own partner.
- 17-32 REPEAT measures 1-16 except men 1 & 2 work together, also men 3 & 4.
- FIGURE V--Trios (Music BBAAB)
- 1-4 Partners R ELBOW SWING with 8 steps, except that couple 1 stop after 6 steps & woman 1 remain in place while man 1 move to couple 2.
- 5-8 Man 1 with couple 2 CIRCLE L as a trio for 6 steps, then man 1 duck under arch formed by joined inside hands of couple 2 & move to couple 3; meanwhile couples 3 & 4 continue to R ELBOW SWING. See diagram.
- 9-12 REPEAT measures 5-8, man 1 with couple 3 then moving to couple 4; meanwhile couples 2 & 4 continue R ELBOW SWING, except that couple 2 stop after 6 steps & woman 2 remain in place while man 2 move to couple 3.
- 13-16 REPEAT measures 5-8, man 1 with couple 4 then returning to partner, man 2 with couple 3 then moving to couple 4.
- 17-20 REPEAT similarly, man 2 with cpl 4, others ELBOW SWING.
- 21-24 REPEAT similarly, men 2 & 3 with cpls 1 & 4 respectively.
- 25-28 REPEAT similarly, man 3 with cpl 1, others ELBOW SWING.
- 29-32 REPEAT similarly, men 3 & 4 with cpls 2 & 1 respectively.
- 33-36 REPEAT similarly, man 4 with cpl 2, others ELBOW SWING.
- 37-40 REPEAT similarly, man 4 with cpl 3, others ELBOW SWING.
- FIGURE VI--Circle (Music B)
- 1-8 All four couples CIRCLE L once around in "W" Position (elbows bent, hands joined at shoulder level, resembling the letter "W").



Continued...

Jonkelis, continued

FIGURE VII--Ending (Music AABB)

- 1-16 As Figure I above (weave across and back).
- 17-24 ALL TURN partners in original place.
- 25-32 All promenade with inside hands joined and outside arms raised freely, hands waving in rhythm with steps (this may be used to EXIT for demonstrations).

Note: This quadrille, from Zamaitija, is often performed at weddings to suggest that the bride's future life will be full of weaving and spinning.
