

Karička Z Parchovian^v

(Slovakia)

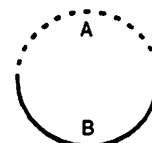
Karička Z Parchovian is a circle dance for women. It is from Parchovany, a village in the region of Zemplin in East Slovakia. The karičky in Zemplin are very rich in formations as well as steps and motifs. Vonnie R. Brown learned the dance in Slovakia in 1991 from Vladimir Urban of Košice.

Pronunciation: KAHR-eech-kah zah PAHR-koh-vee-ahn

Cassette: Slovak and Czech Dances, Vonnie R. Brown Side A/2

2/4 meter

Formation: A circle of W facing ctr. Hands joined in back-basket hold (L arm over, R arm under). For ease of dancing, the circle should be no larger than about 16 W or less than 10. Before dance begins, divide the circle into two halves: Group A and Group B. This division is necessary for Fig III and Fig IV.



Steps and Styling: Single Čsardaš R (2 meas): Facing ctr, step sdwd on R to R (ct 1); hold (ct 2); step on L next to R (ct 1); hold (ct 2). To beg L, repeat with opp ftwk and direction.
Walking step beg R (2 meas): Facing slightly in LOD, step fwd on R (cts 1-2); step fwd on L (ct 1); hold (cts 1-2). To beg L, repeat with opp ftwk and direction.
Open (upbeat) Rida R: Facing slightly in LOD, small leap fwd onto R (up) (ct 1); small leap onto L crossing in front of R, bending knees slightly (down) (ct 2). Rida L with opp ftwk and direction. Note: the upper body turns slightly in the direction you are moving. The small up-down movement is hardly visible; the circle remains level. The Ridas have a soft, light "running" quality.
Rida ending step beg on L (2 meas): Facing slightly in LOD, hop on L (inside ft) turning to face ctr (ct 1); step on R beside L (ct 2); stamp (close) L beside R, no wt (ct 1); hold (ct 2). To beg R, repeat with opp ftwk and direction.

Meas

Pattern

I. SONG I: Z PARCHOVIAN DŽIVOČKY 3+3+4+7 (2X)

- 1-3 Motif 1: No action.
- 4-17 Facing ctr, do 7 Single Čsardaš R. On the seventh Čsardaš step, close L to R, no wt.
- 1-16 Motif 2: Facing ctr, do 8 Single Čsardaš L.
- 17 Step sdwd on L to L (ct 1); hold (ct 2).

II. SONG II: MAM KABAT NA DŽUBY 8+8+8 (3X)

- 1-16 Motif 1. Do 16 Walking steps beg on R (moving CCW).
- 17-22 Do 6 Open Ridas R.
- 23-24 Do Rida Ending beg on L: Hop L, step R, stamp L, no wt.
- 1-24 Motif 2: Repeat Motif 1 above with opp ftwk and direction.
- 1-22 Motif 3: Do 22 Open Ridas R.
- 23-24 Do Rida Ending beg on L: Hop L, step R, stamp L, no wt.

INTERLUDE

1-4 Pause in singing. Do 2 Single Čsardaš L.

III. SONG 3: ČEREŠENKA ŠE KIVALA 6+6+10+10 (3X)

1-12 Motif 1: Do 6 Single Čsardaš L.

13-22 Do 10 Walking steps beg on L.

23-30 Do 8 Open Ridas L.

31-32 Do Rida Ending beg on R: Hop R, step L, stamp R, no wt.

1-32 Motif 2: Repeat Motif 1 with opp ftwk and direction.

Motif 3: Form crescents

1 Group A (half of circle): Stamping Step #1: Facing ctr, stamp R beside L, no wt (ct 1); step sdwd on R to R and slightly fwd with a "down" action (ct 2).

2 Repeat meas 1 with opp ftwk.

3 Do 3 flat-ft stamping steps (a triple step) slightly fwd (R, L, R), kicking free ft slightly bkwd (cts 1, &, 2); hold (ct &).

4 Repeat meas 3 with opp ftwk (L, R, L).

5 Step on R slightly fwd and slightly sdwd R (ct 1); step fwd on L and slightly sdwd L (ct 2).

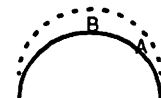
6 Close R ft to L, no wt (ct 1); hold (ct 2).

During meas 1-6, Group A moves fwd (into ctr) and forms a crescent.



(1-6) Group B (other half of circle): No action, stand in place.

7-12 Group B: Do Stamping Step #1 (meas 1-6), moving fwd into ctr to for a reverse crescent.



(7-12) Group A: Beg R, take 6 small steps bkwd (moving from crescent back to circle).

1-10 Groups A and B: Do 10 Walking steps beg R and moving CCW. Group B backs up as they move fwd CCW with Walking steps to reform the circle.

11-18 Do 8 Open Ridas to R.

19-20 Do Rida Ending beg on L: Hop L; step R; stamp L, no wt.

IV. SONG 4: EJ. BEŤAR JA DZIVOČKA 8+8+8 (2X)

Motif 1: Stamping Step #2 into Grinder pos

1-4 Group A: Do 4 stamp-steps (beg R) (Fig III, Motif 3, meas 1-2).

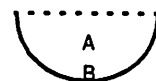
5 Do 3 Stamping steps (triple step) slightly fwd (R, L, R) (cts 1, &, 2); hold (ct &).

6 Repeat meas 5 with opp ftwk (L, R, L).

7 Step on R fwd and slightly sdwd R (ct 1); step on L fwd and slightly sdwd L (ct 2).

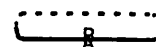
8 Close R next to L, no wt (ct 1); hold (ct 2).

During meas 1-8, move fwd into line across diameter of circle



(1-8) Group B: No action, stand in place.

9-16 Group B: Do Stamping Step #2 (meas 1-8) moving fwd into Grinder position.

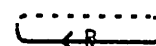


(9-16) Group A: No action, stand in place.

Motif 2: Grinder

1-30 In Grinder formation, moving L (CW), do 30 Open Ridas L.

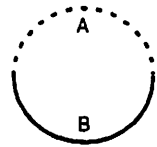
31-31 Do Rida Ending beg on R: Hop R, step L, stamp R, no wt.



Karička Z Parchovian (1)—continued

V. ENDING (NO SINGING): 4 STEPS BKWD. STAMPING STEP #3

- 1-4 Step bkwd with 4 steps beg on R. Move from Grinder pos back to orig circle.
 5-6 Stamping Step #3: Do two stamp-steps (Fig III, Motif 3, meas 1-2).
 7 Do three stamping steps (triple step) (R, L, R) (cts 1, &, 2); hold (ct &).
 8 Repeat meas 7 with opp ftwk (L, R, L) (cts 1, &, 2); hold (ct &).
 9-10 Do Rida Ending beg on L: Hop L, step R, stamp L, no wt.
 Note: Stamping Step #3 is done in place.

**Song words**Song 1:

- | | |
|---|--|
| 1. Z Parchovian dzivočky
Staňme do karičky
Zašpivajme sebe
/: Jak na jar herličky :/ | The girls of Pachovany
let's dance a karička
and let's sing
as the turtle-dove in spring. |
| 2. Bo nar jar herličky
Šumrje hurkotaju
Z Parchovian dzivočky
/: Šumne spivac znaju :/ | Because they sing
so sweetly at that time.
The girls of Parchovany
are very good singers. |

Song 2:

- | | |
|---|--|
| 1. Mam kabat na džuby,
Ta se mi nelubi
/: Ej, mam kabat na lisce,
Baci se mi isce :/ | I have a coat ...
and I don't like it.
I have a coat made of leaves
and I like it a lot. |
| 2. Šidzemnase vidličky
Ošemnasty taňir
/: Ej, dzevetnac ročky
Moj prelubi frajir :/ | There are seventeen forks,
the eighteenth is the plate
and my boyfriend
is nineteen years old. |
| 3. Dzevetnac ročky ma
A dvacec mu budze
/: Ej a u dvacec peršim
Vešele nam budze :/ | He is nineteen years old,
soon he will be twenty.
At the age of twenty-one
we will get married. |

Song words continued on next page

Song 3:

1. Čerešenka še kivala,
Čom že ja ju nezlamala
/: Kamene ja šerco mala,
Pital gamby tam nedala :/
2. Ľubuj že me parobočku
Za zeleno pokrejdočku
/: Šag i ja ce ľubic budzem
Pokel vinok nošic budzem :/
3. Ľubuj že me mila ľubuj
Šag ja taky britky ľebul
/: Komurku me murovali,
Muľare me obrizgali :/

Why didn't I break
the swinging cherry tree.
My heart was made of stone,
I didn't give a kiss to my boyfriend waiting for it

Love me, dear boy, because
of the little bunch of flowers you were given.
I will love you too, as long as
I am wearing my green garland.

Love me, my girl,
I didn't used to be so ugly.
I was just building my room
and the masons got me dirty.

Song 4:

1. Ej, beťar ja dzivočka
Ej mam beťarski očka
/: Ej, kec s nima podžmurkam,
Frajir me podbočka :/
2. Ej, laľi me, biľi me
Ej ľesanovali me
/: Ej, železnu palicu
Polamali na mne :/

I'm quite a cunning girl,
my eyes are so sly,
whenever I wink at my boyfriend
I'm given a kiss.

I was slandered,
I was beaten.
They didn't feel sorry for me.
The iron stick was broken on me.

Original notes by Vonnie R. Brown
Presented by Vonnie R. Brown.