

Malūnas (The Mill)

This dance is much longer and more elaborate than MALŪNĒLIS (The Little Mill). The pattern is the same, as is the music, but many of the figures are more intricate.

The formation is the same as in The Little Mill, a circle of eight couples with the boys in the center facing partners and both hands joined.

FIGURE I

Sway joined hands, first to boy's right then to left (1 Meas.). Continue throughout entire Part A and repeat of music. Release hands. Boys circle clockwise, girls counter-clockwise, until back to partners and places (at second meeting). Use running steps. (Music B and repeat). For Music B, face partners and sway joined hands as in the beginning of this figure.

FIGURE II

Boys' hands are on hips, girls hold skirts. (This figure differs from the "star" in Malūnēlis.) All lead with right shoulders, change places with partner with four running steps. Turn and at the same time leap onto left foot (right foot raised); step in place R, L, R. Now lead with left shoulders and change places with a new partner toward own left (boys entering circle, girls leaving). Continue until partners are met.

FIGURE III

Join both hands with partner. This figure is similar to the Swedish Weaving Dance (Yava Vadmal), but is done in a circle. Couples 1, 3, 5, 7, will move into the circle, with boys moving backward; Couples 2, 4, 6, 8, move out of circle with girls moving backward, using four running steps in each direction. Now, all odd numbered couples turn slightly to boy's right and go out of circle passing a new couple to the right. Even numbered couples do the same (moving to the boy's right) and enter circle, interweaving until all reach their own and original places (pass up neighboring couples once and remain in places the second time).

FIGURE IV

Form a large double mill of two couples to each spoke (cog). (An odd couple with the nearest forward even couple form a spoke.) Even couples in center. Central girls form the hub with their right hands. Their left hands are on their partners' right shoulder. Partner's right hand is around his girl's waist, while his left hand is around the waist of the next girl in that wing (or spoke), who has her right hand on him and her left hand on her own partner's right shoulder. This cross moves clockwise during Music A. During Music B the couples (not partners) of each wing release hands and with the girls moving backward and the boys inward, in four steps the cross (or mill) is re-formed with the boys joining their left hands as the hub. Move counter-clockwise to end of music.

FIGURE V

Everyone releases hands. Boys turn right-about to face clockwise. Girls remain facing same counter-clockwise direction. All run forward with two steps (outer dancers taking longer strides, inner smaller) and fit into a new cog (or wing) stamping three times in place. Continue doing same until own partners are met for the second time.

FIGURE VI

Form a large double mill of four wings once more, all facing counter-clockwise (as in second half of Figure IV). Run forward four steps. Boys of the outer couples (who do not form the

Fig. III

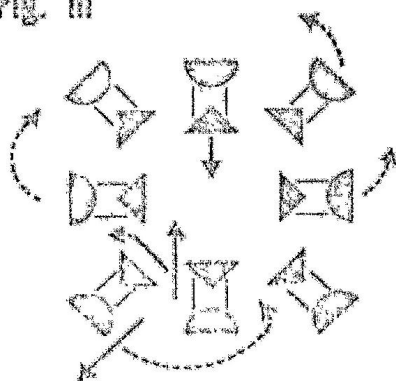


Fig. V

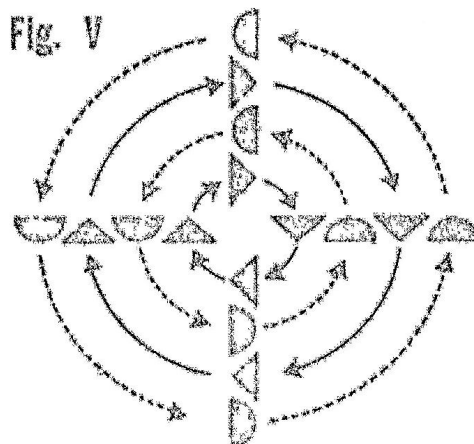
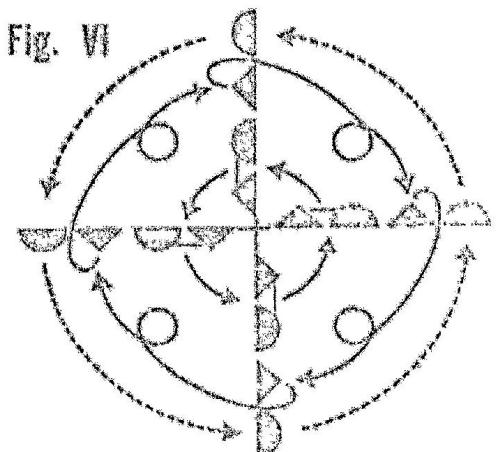


Fig. VI



hub), release their hold of girls, turning right shoulders with leap-turns and with three more steps fit into the wing behind them. Run again four more steps and leap-turn to next wing. Continue until back to own wing.

FIGURE VII

Wings of boys only. Inner hub remains intact. Other hands form arches. Outer girl steps in front of wing, inner girl behind wing; then all girls join hands and form a circle moving to their right (counter-clockwise) under the arches formed by the boys, who move backward throughout the first part of the music. During part B girls change direction and move clockwise, and the boys run forward.

FIGURE VIII

Each wing now joins hands and forms a circle of

four. The little circles move to their own right during part A of the music. During part B move clockwise, forming little mills with right hands joined and raised high.

FIGURE IX

All boys step in and form one large circle. Girls step up to right of own partner and place their left hand over the clasped hands of the boys. All run counter-clockwise — a circle of boys and "teeth" made by girls. For the exit, get in the "Suktinis" position with partners and run off.

Note: The "sieving" (swaying of hands) as in the beginning of Figure I, may be inserted before Figure II (and even IV) if a group feels that if so doing they are able to be orientated and prepared for the next figure.