

RESEARCH COMMITTEE:  
 Mildred R. Buhler, Chair-  
 man; Lawton Harris, Miri-  
 am Lidster, Adrienne Mur-  
 ton, Heidi Schmidt, Anne-  
 marie Steinbiss, Dorothy  
 Tamburini, Lucy Cheney,  
 Vernon Kellogg.

# MARKLAENDER

(German)

MUSIC: Record: Kismet 139—"Marklander."  
 Folk Dancer 1051.







FORMATION: Couples in double circle or scattered anywhere around the room, in closed position\*, both facing counterclockwise.

STEPS: Schottische\*, Step-hop\*.

Music 4/4	PATTERN	Illustrations by Annemarie J. Steinbiss
Measures		
A.	I. <i>Schottische and Cross-over</i>	
1-2	a. M beginning on his L, W on R. M leads W in front of him (from R side to L) with 1 schottische step (W pivots inward to face partner as she crosses). M leads W back to original place with 1 schottische step (W pivots outward to original social dance position).  M dances both schottische steps almost in place.	
3-4	b. Couples turn CW moving CCW around the room with 4 step-hops. M step-hops L, R, L, R; W opposite.	
5-8	c. Release hands, placing them on hips, and move away from partner with 1 schottische step. Repeat schottische step back to partner. Take partner in closed position and repeat Fig. I-b, meas. 3-4.	
9-16	Repeat action of measures 1-8.	
B.	II. <i>Step-hop and Turn</i>	
1-4	a. Join inside hands. Beginning with M L, W R, take 1 step-hop (swing joined hands forward and turn partners back-to-back). Repeat with 1 step-hop M R, W L, (swing joined hands bwd. and turn partner face-to-face). Face clockwise and drop partner's inside hand. Rejoin hands (M's L, W's R.) Repeat 2 step-hops moving bwd., counterclockwise (back-to-back and face-to-face).	
b. Take partner in closed position and repeat Fig. I-b, meas. 3-4.		
5-8	Repeat action of Fig. II, meas. 1-4.	
	Note: Throughout this figure free hand swings freely.	
A.	III. <i>Schottische and Step-hop</i>	
1-4	a. M beginning L, W R (hands joined in promenade position, R hands above L), move forward counterclockwise with 2 schottische steps.	

LET'S DANCE!

## MARKLAENDER (Continued)

Music 4/4	PATTERN	Illustrations
Measures		
	b. Continue forward in promenade position with 4 forward step-hops.	
5-8	Repeat action of Fig. III, meas. 1-4.	
	IV. <i>Schottische and Step-Hop Turn Around Partner</i>	
9-12	a. Lifting joined R hands over W head, M beginning on L, dances 1 schottische step in place, as W, beginning on R, crosses in front of M with 1 schottische step, turning counterclockwise once as she moves to M's L side. Repeating schottische step, W turns clockwise once as she returns to place. Drop L hands and place on hips. W turns outwardly as she moves clockwise behind M with 4 step-hops. W finishes on L side of M.	
13-16	b. Rejoin L hands in front of W keeping R hands high over M's head. Beginning on R, W dances 1 schottische step in place as M, beginning on L, crosses (turning counterclockwise) in front of W with 1 schottische step. Repeating schottische step, M turns clockwise as he returns to place (on R side of W). Drop L hands, place on hips. M turns outwardly as he moves clockwise behind W with 4 step-hops returning to original place.	
B.	V. <i>Pursuit</i>	
1-4	a. M places hands on hips, W keeps R hand high overhead and places L hand on hip. Beginning on R, W moves fwd. counterclockwise with 2 schottische steps. M, beginning L, keeps time in place with 2 schottische steps. W turns clockwise in place with 4 step-hops as M, beginning on L, advances fwd. to W with 2 schottische steps.  Note: W may hold handkerchief in R hand throughout this step.	
5-8	b. Couples take closed position and repeat action of Fig. I, a and b, meas. 1-4.	
9-12	c. Beginning on L, both hands on hips, M moves fwd. with 2 schottische steps. W, beginning R, with hands on hips, keeps time in place with 2 schottische steps. M turns counterclockwise in place with 4 step-hops as W, keeping hands on hips, and beginning on R, advances fwd. to M with 2 schottische steps.	
13-16	d. Couples take closed position and repeat action of Fig. I, a and b, meas. 1-4. Repeat dance from the beginning and bow to partner to finish dance.	