




**Mindrele**  
 (Romania)

*proud or haughty*

Mindrele (MUHN-drah-lay) means ~~pretty~~ girls. This particular Mindrele is a Hora type coming from the village Obirșia Dolj (Oh-buhr-SHE-uh DOHLZH), Oltenia (southern Romania). It is a dance for older women and originally had a ceremonial function. Sunni Bloland brought it to us from Romania, presenting it at the 1979 Mendocino Camp and the 1980 University of the Pacific Folk Dance Camp. Nancy Linscott taught it at the 1980 Statewide Institute in Fresno.

RECORD: HAI LA JOC Noroc Vol I, Side B/9

20 RHYTHM: 6/8 meter Cues:  slow (S)  
 quick (Q)  
 slower (S.)

FORMATION: Open or closed circle of W with hands joined in "W" pos.

STEPS: Two-step\*, walk\*, grapevine\*, swing\*, lift\*

and

STYLING: Sway: With ft apart, shift wt sdwd onto designated ft.

\*Described in Steps and Styling, published by the Folk Dance Federation of California, Inc., 1275 "A" Street, Room 111, Hayward, California 94541.

MUSIC 6/8

PATTERN

Measures

Cues

8 INTRODUCTION. No action.

I. TWO-STEP AND BACK UP

- A 1 Face slightly to R and move in LOD, dancing a two-step as follows: Step fwd on R (cts 1-2); closing step L to R (ct 3); step fwd on R (cts 4-6). SQS.
- 2 Repeat meas 1 with opp ftwk. SQS.
- 3 Step fwd on R, turning 1/2 CCW to face RLOD (cts 1-3); moving bkwd, step on L (cts 4-5); step on R (ct 6). S.SQ
- 4 Continuing bkwd, step on L (cts 1-2); step on R (ct 3); step on L (cts 4-6). SQS.
- 5 Face ctr. Sway to R (cts 1-3); sway to L cts 4-5); step on R across in front of L (ct 6). S.SQ
- 6 Step on L sdwd L (cts 1-2); step on R behind L (ct 3); step on L sdwd L (cts 4-6). SQS.
- 7-12 Repeat meas 1-6.

21 II. SWING, BACK UP AND GRAPEVINES

- B 1 Face diag R of RLOD. Swing R fwd, leg almost straight, lifting on L (cts 1-3); moving bkwd in LOD, step on R (cts 4-5); step on L (ct 6). S.SQ
- 2 Continuing bkwd, step on R (cts 1-2); step on L (ct 3); step on R (cts 4-6). SQS.
- 3-4 Turn twd ctr to face diag L of LOD. Repeat meas 1-2, reversing ftwk and direction. S.SQ  
 SQS.
- 5-6 Face ctr. Dance a slow even 4-step grapevine sdwd in RLOD as follows: Step on R across in front of L (cts 1-3); step on L to L (cts 4-6). Step on R behind L (cts 1-3); step on L to L (cts 4-6). S.S.  
 S.S.

*cont*

7-8 Sway to R (cts 1-2); step on L near R heel (ct 3). Beg a syncopated 5-step grapevine sdwd in RLOD, step on R across in front of L (cts 4-5); step on L to L (ct 6). Step on R behind L (cts 1-2); step on L to L (ct 3); step on R across in front of L (cts 4-6). SQSQ  
SQS.

9-16 Repeat meas 1-8, reversing ftwk and direction.

### III. TO CENTER

C 1-2 Walk twd ctr with 5 steps: Step on R (cts 1-3); step on L (cts 4-6). Step on R (cts 1-2); step on L (ct 3); step on R (cts 4-6). S.S.  
SQS.

3 Touch ball of L on floor across in front of R (cts 1-3); touch L sdwd to L (cts 4-6). S.S.

4 Touch L across in front of R (cts 1-3). Moving bkwd, step on L (cts 4-5); step on R (ct 6). S.SQ

5 Continuing bkwd, step on L (cts 1-3); touch ball of R on floor across in front of L (cts 4-6). S.S.

6 Moving bkwd again, step on R (cts 1-2); step on L (ct 3); step on R (cts 4-5); slight lift on R (ct 6). SQSQ

7 Step on L to L (cts 1-2); step on R across in front of L (ct 3); step back in place on L (cts 4-5); slight lift on L (ct 6). SQSQ

8 Repeat meas 7 with opp ftwk, omitting lift on last ct. SQS.

9-16 Repeat meas 1-8 with opp ftwk.

Repeat dance from beg.