

RUSSIAN MAZOURKA QUADRILLES

As described by Charles Durang in his *Fashionable Dancer's Casket*, Philadelphia, 1856

Reconstructed by Richard Powers

Formation: Quadrille, with couples numbered 1, 2, 3 and 4 going CCW around the set. Mazurka quadrilles were often numbered this way, unlike the standard quadrilles, and Durang probably used this numbering because he phrased the progression, "This is only done once by each gentleman *going regularly round*."

Figure 1

Bars

- 8 Introduction: Honor partners and corners.
- 8 Kolo: Take hands-8 and Circle Left with 4 Coup de Talon; Circle Right 4 more.
- 4 Grand Chain R & L, beginning R hands to partner, halfway around the set. Ladies stay in the outer ring after 3 passes of the hands and turn halfway to their right on the 4th bar.
- 4 Promenade partners to home with 3 Pas de Basque mazurka steps and a cadence.
- 8 In open waltz position (side by side), top couple #1 Promenades with 2 Pas Glissé mazurka steps, (beg. on outside foot), 2 Pas de Basques, then Redowa Valse to home (final bar of this is a side-close to places).
- 4 Keeping waltz position, Pas de Basque around each other CCW in places.
- 4 Wrap up into Holubiec with 4 Pas Boiteux.
- 16 Couples 2, 3 and 4, in turn, commence from the Promenade.

Figure 2

- 8 Introductory music
- 3 Kolo: Aiming at right-hand corners, travel to that position with 3 Coup de Talon
- 1 Waltz on the spot, turning CW to line up for the next part.
- 4 Looking toward the next position around the set over elbows, advance with the same steps and waltz.
- 8 Repeat to home.
- 4 In half-open waltz position, both head couples Promenade once-and-a-quarter around the inside of the set (gents hook left elbows), approaching their respective right-hand side couples.
- 2 Tiroir Figure with side couples by executing Henry Whale's side step (ladies passing through the center). Whale's step for the men: 1: Stamp L to the left 2: Hold L, extending R to rt. side 3: Cross R behind L 4: Stamp L farther to the left 5: Swing R over L, rapping the floor 6: Swing R back to the right side.
- 2 Return to places with opposite feet, ending with a cadence.
- 4 Heads take hands-4 in the middle and Circle Right with 4 Pas de Basque (he begins L foot, she begins R).
- 4 Head couples face partners and Redowa Waltz 4 bars to home, dropping waltz position at the end.
- 4 Do the Redowa step in a square, without touching partner: Do 1 Redowa step forward beg. R foot, passing L shoulders; turn a quarter CW and do 1 L Redowa step backing; turn a quarter to repeat both, dos-a-dos.
- 4 Jeté Valse (Hop Waltz) CW in place, ending with a cadence.
Side couples then initiate the figure from the Promenade.

Note: Durang continued with "Second Part of Same Quadrille" which he did not explain, stating that, "This figure cannot be easily described and must be taught." So lacking a description, this part is omitted from this reconstruction.

Figure 3

- 8 Introductory music
 - 4 Kolo: All face partners and do the Tiroirs figure simultaneously across the set with 4 Coup de Talon.
 - 4 All return to home by the same path with 3 Coup de Talon and cadence.
Gents, let the first lady pass in front of you, but speed up and out-race the second lady who is crossing over.
 - 2 The Graces: Gent no.1 advances with his partner into the center. On this second bar, he swings his partner over to his left side, keeping her L hand in his R, as he cadences with a step-stamp (she continues her second Pas de Basque at his left side).
 - 2 Couple no.1 advances to the right-hand side couple with a Pas de Basque and a cadence, offering free hands (her R hand reaches behind his back) to the side lady, who takes both hands with open (not crossed) arms. The ladies take each other's free hand behind his back.
 - 2 In this Graces position, the trio promenades around inside the set, CCW, with 2 Pas de Basque.
 - 2 Facing out of the set, the gent does the Pas Frappe with 2 heel-clicks while the ladies arch their held hands over his head (he ducks) with one Pas de Basque and a cadence (step-close). The resulting configuration is a three-leaf clover.
 - 4 Keeping hands, all 3 circle left with 4 Coup de Talon, ending with the side lady's back to her place.
 - 2 Couple no.1 backs the side lady to her place.
 - 2 They then promenade or Redowa to home place.
- Couples 2, 3 then 4, in turn, initiate the Graces figure.

Figure 4

- 8 Introductory music
- 4 Kolo: All couples Promenade halfway around the set with Pas Glissé forward mazurka step.
- 4 Each gent stays in place and leads his partner forward around him, with his L arm extended under his R hand, palm on her back, thumb down, both doing 3 Pas de Basques and cadence, gent facing out of the set.
- 4 Take waltz position and continue Pas de Basques turning in place CW (shade toward your left).
- 4 All Redowa Valse halfway around to places.
- 4 Head couples Tiroir across the set with 4 Coup de Talon, with ladies passing through the center.
- 4 Set to partners in place: Lady does crossing-over Pas de Basque quietly in place while the man executes 4 bars of fancier mazurka steps of his own invention.
- 8 Re-traversez (Tiroir) home, and set to partners.

Side couples then do the Tiroir figure.

Second Part of the Figure

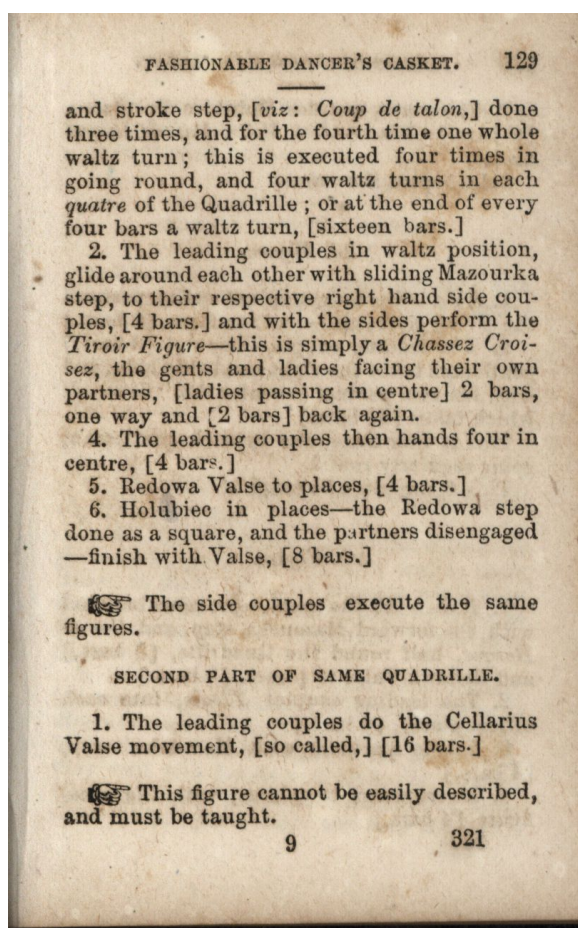
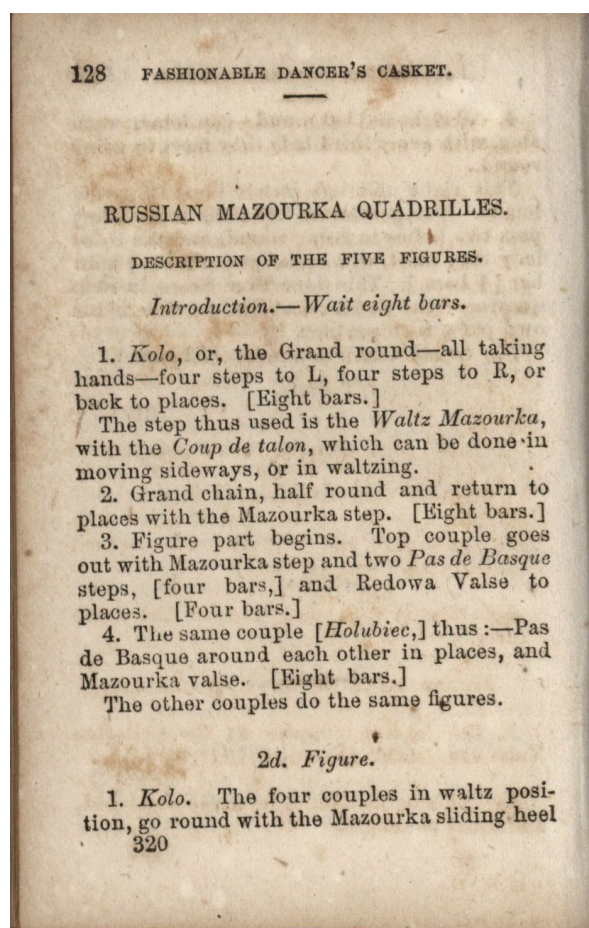
- 4 Head couples promenade across the set with 2 Pas Glissé and 2 Pas de Basques.
- 4 Redowa Valse to places.
- 8 Side couples do the same.

Figure 5

- 8 Introductory music
- 8 Kolo: Take hands-8 and Circle Left with 4 Coup de Talon; Circle Right 4 more.
- 8 Grand Chain R & L, and Promenade partners home, as in the first Kolo.
- 4 Partners 2-Hand Turn (open hands) once around CCW with 4 Coup de Talon R.
- 4 Continue turning partners CCW with Allemande left elbows (Hillgrove's Holubiec) with Pas de Basque, turning once-and-a-half around each other. Finish with the ladies in the center of the set.
- 4 Gents then casts his partner toward the left-hand corner gent behind him, as he progresses on to the right-hand corner lady. Pass this corner by the right shoulder and turn your vis-a-vis CW with an open 2-hand turn, in the corner spot of the quadrille, with 4 Pas de Basque.
- 4 Promenade with this corner halfway round the set, with 4 Pas de Basque.
- Note: Gents will end up one place to the left of home each time.

Repeat this three more times, to home places and original partners.

Here is the original description:



2. The same couples Holubiec in places, [8 bars.] Viz.:—*Jeté Volte, Pas de Bourré* back.

Sides repeat the same.

3d. Figure.

1. *Kolo*.—The four couples together perform the *Tiroir* figure all round to places, [8 bars.]

2. The leading couple Valse out [4 bars,] gentleman takes the right hand side lady, and with his own partner executes the "Graces," which takes [24 bars.]

This is only done *once* by each gentleman, going regularly round.

This figure must be taught.

4th. Figure.

1. *Kolo*.—All the couples promenade round with the forward Mazourka step, and *Pas de Basque*, half round the Quadrille, [8 bars,] and Redowa Valse to places, [8 bars.]

2. The leading couples *Tiroir*, into each others places, [4 bars.]

3. Set to partners with Mazourka step, [4 bars.]

4. Re-traversez to places, with the same figure, [4 bars.]

322


5. Set again to partners in places with Mazourka step.

Side couples do the same.

SECOND PART OF FIGURE.

1. The two leading couples cross over with Mazourka and *Pas de Basque* steps, [8 bars.]

2. Redowa Valse to places, [8 bars.]

 Sides the same.

5th. Figure.

1. *The Kolo* is as the first Quadrille—all eight hands round.

2. All the gentlemen *Allemand* with their partners in places, ending with casting their ladies to their left hand corners, while they go to the right hand corners, each meeting at the corners a lady and gentleman. This takes [8 bars.]

3. The ladies and gentlemen thus meeting, [partners being changed all round,] *Pas de Basque* around each other, [4 bars.] The lady being thus left on the right of the gentleman, they will join hands and with the forward Mazourka step promenade half round Quadrille, [4 bars,] and casts the lady thus with

323

him to left hand corner, where new partners are met as before—where all execute the *Pas de Basque* again, and promenade half round. These changes of partners are done four times, with the same steps and figures, till the gentleman regain their own partners.

Salute partners and FINI.

Note.

The steps of this dance are nearly the same as those of the old Mazourka set, only the *Pas de Basque* and Redowa Valse steps are combined with them, making it a light and elegant Mazourka set, being less fatiguing and much shorter than the other Quadrilles. They are easily acquired, but must be taught, no written or choregraphical description can convey them accurately to the pupil. Like all dances and steps they must be learned, Books can only assist the Amateur and learner.

324