

# VRANJANSKI ČAČAK

(Serbia)

Vranjanski Čačak (VRAHN-yahn-skee CHAH-chahk) is an arrangement of steps from Southern Serbia, set by Bora Gajicki and presented by him at the 1978 University of the Pacific Folk Dance Camp. Mr. Gajicki, born in Vojvodina, Yugoslavia, danced professionally with KOLO for several years. He now lives in Long Beach, California, and directs the Borino Kolo Folk Ensemble, in which he plays accordion.

MUSIC: Borino Kolo Folk Ensemble, BK 678 (LP) S-A, B-4. 2/4 meter.

FORMATION: Lines of M and W. Belt hold with L arm over neighbor's R, hands grasping belt of adjacent dancers twd ctr of body. Front Basket hold may be used: extend hands sdwd in front and join with second dancer on either side, L arm over, R under.

STEPS AND Hop-step-step: With wt on L ft, hop on L (ct 1); small step to R on R ft (ct &); step on L beside R (ct 2).

Step repeats exactly.

Threes: Step on R (ct 1); step on L beside R (ct &); step on R in place (ct 2). Step alternates, and is done in place.

During Fig I keep knees bent, and "sit down". Fig II ftwk is almost flat-footed.

---

MUSIC 2/4

PATTERN

---

Measures

1-4 INTRODUCTION - No action.

I. ROCK AND TRAVEL IN LOD (Face center throughout)

1 Take a fairly wide step to R on R ft, flexing knees, leaving L in place (ct 1); flex knees again (ct 2).

2 Shift wt over L ft and repeat action of meas 1.

3-4 Bend fwd slightly from hips and move sdwd in LOD with 4 small running steps: R,L,R,L (L crosses in front), 2 steps per meas.

5-16 Repeat action of meas 1-4 three more times (4 in all).

II. RUNS AND THREES

1 Face and move in LOD: small jump fwd on both ft, wt primarily on R (ct 1); small running steps fwd L,R (cts &,2).

2 Repeat action of meas 1 (Fig II) with opp ftwk.

3 Run fwd with two steps R,L (cts 1,2).

VRANJANSKI ČAČAK (continued)









- 4-6 Face ctr, do 3 Threes stepping R,L,R - L,R,L - R,L,R.
- 7 Face diag L of ctr and move in RLOD with two steps L,R (cts 1,2)
- 8 Face ctr, do 1 Three stepping L,R,L.
- 9-16 Repeat action of meas 1-8 (Fig II).

III. HOP-STEP-STEPS AND KICKS (Diag R of ctr)

- 1-2 With wt on L do 2 Hop-step-steps, move in LOD.
- 3 Jump onto both ft with pli   (ct 1); hold (ct 2).
- 4 Small leap onto R ft in place, L ft comes up along R calf and kicks fwd low (ct 1); step in place L,R (cts 2,&).
- 5 Step on L in place (ct 1); bounce on L as R ft comes up along L calf and kicks fwd low (ct 2).
- 6 Step in place R,L,R (cts 1,&,2).
- 7 Hop on R as L ft comes up along R calf (ct 1); stamp L beside R, no wt (ct &); stamp L beside R, taking wt (ct 2).
- 8 Hop on L (ct 1); stamp R beside L, no wt (ct 2).
- 9-16 Repeat action of meas 1-8 (Fig III).

Dance repeats two more times and ends with a third repeat of Fig I.

The following musical notation may help with the teaching of Fig III:

h s s	h s s	j	k s s	s k	s s s	h s s	h s
o t t	o t t	u	i t t	t i	t t t	o t t	o t
p e e	p e e	m	c e e	e c	e e e	p a a	p a
p p	p p	p	k p p	p k	p p p	m m	m
						p p	p
							
1	2	3	4	5	6	7	8